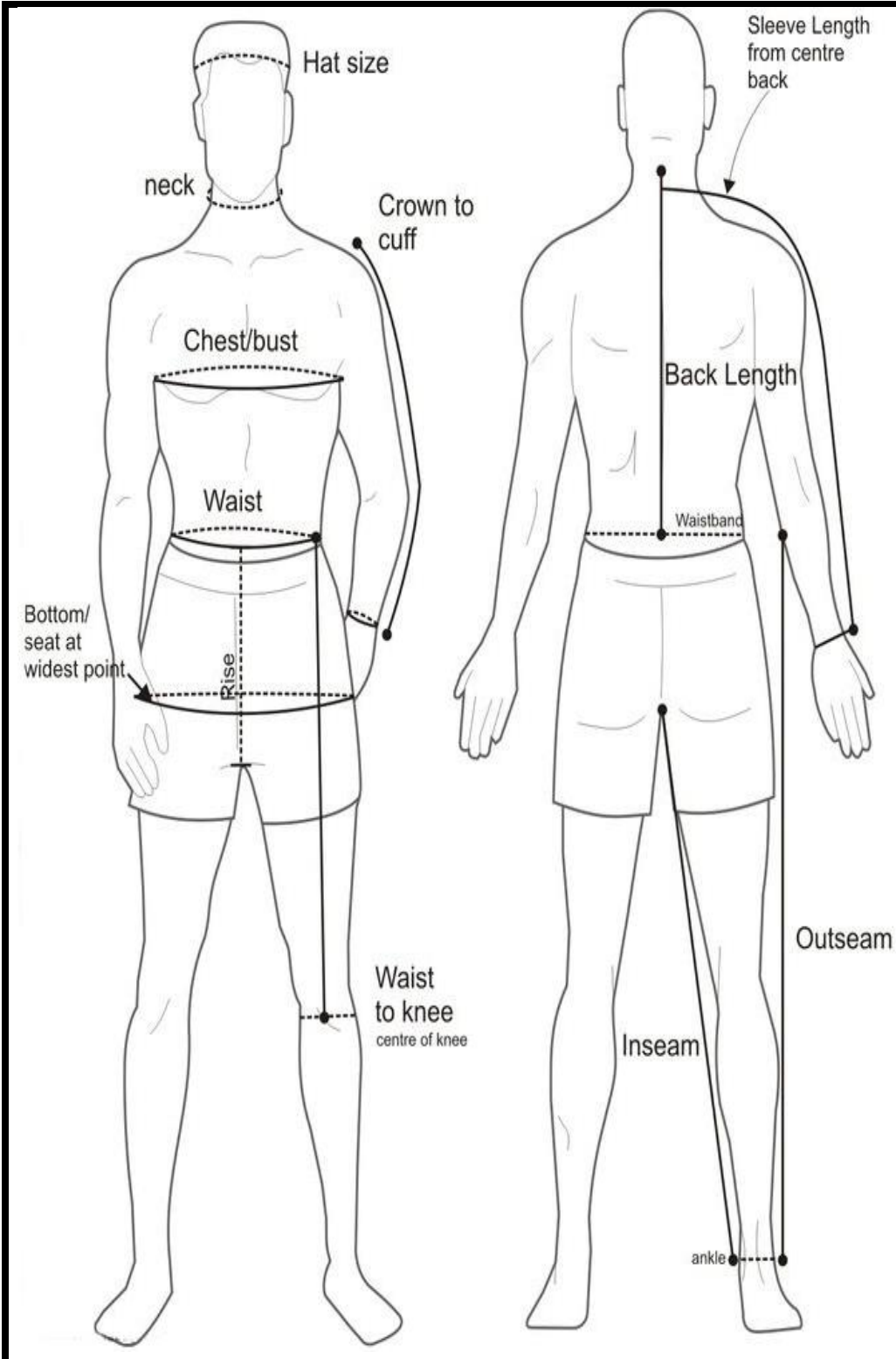


SIZE GUIDE



We follow international measurements because we want to see our brand as an international brand. Although we are launching first in Bangladesh but we are preparing for the international market. For the convenience of our esteemed customers, describing the size which will help you to choose the right size.

Cafa-2020	XS	S	M	L	XL	
	S	M	L	XL	XXL	Bangladesh's measurement



MEN'S GENERAL SIZE DUIDE

Measuring tips to assure the best fit:

Neck: Measure around your neck at the Adam's apple, keeping a finger between your neck the tape measure to ensure a comfortable fit

Sleeve: With the arm bent and hand on hip, place tape measure at the base of your neck and follow along the top shoulder and arm to the wrist.

Chest: With arms at side, place tape measure under your arms and run it around the broadest part of the chest and across the should blades.

Natural waist: Find the natural crease of your waist by bending to one side. Run tape measure around your natural waistline, keeping one finger between the tape and your body for a comfortable fit.

Low waist: Run tape measure about 2 to 3 inches below your natural waistline, keeping one finger between the tape and your body for a comfortable fit.

Inseam: For full-length pants, run tape measure along the inside of your leg, from just below the crotch to about one inch below the ankle.

Head: Run tape measure around your head, just above the brow line.

Hands: Run tape measure around the circumference of your hand at the knuckles, do not include the thumb.

MEN'S GENERAL SIZE GUIDE

(All measurements are in Inches)

Men's Formal Shirt	Size	XS	S	M	L	XL
	Neck					
	Chest					
	Sleeve (from CB)					

Men's Casual Shirt	Size	XS	S	M	L	XL
	Collar length (between hole)					
	Chest					
	Sleeve (from shoulder)					

Men's Hoody	Size	XS	S	M	L	XL
	Chest					
	Sleeve from shoulder					
	Full length from HPS					

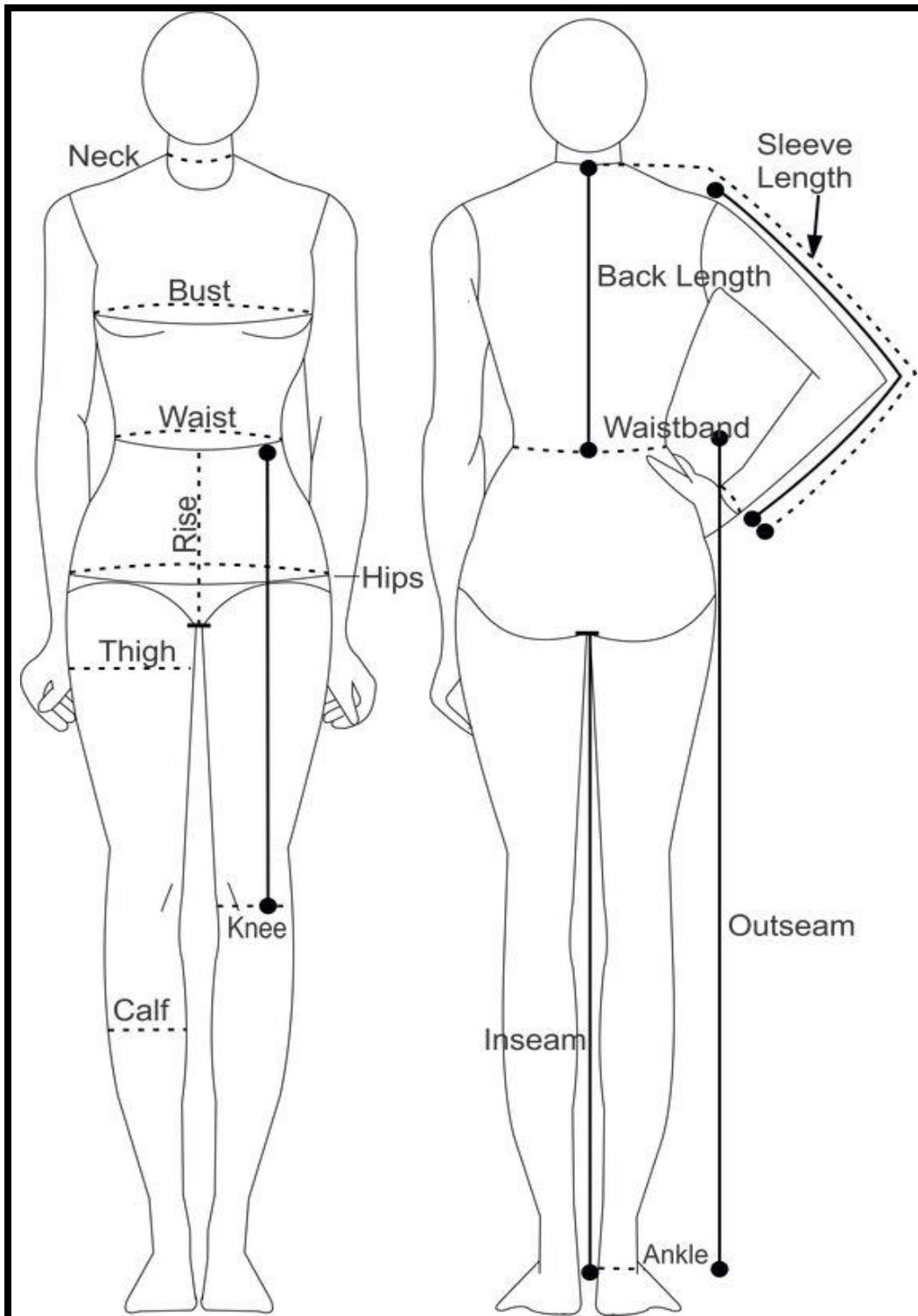
Men's Jacket	Size	XS	S	M	L	XL
	Chest					
	Sleeve from shoulder					
	Full length from HPS					

Men's Panjabi	Size	XS	S	M	L	XL
	Chest					
	Full length from HPS					
	Sleeve from shoulder					

Men's T-Shirt	Size	XS	S	M	L	XL
	Chest					
	Full length from HPS					

Men's Polo Shirt	Size	XS	S	M	L	XL
	Chest					
	Full length from HPS					

Men's Denim, Chino, Casual Bottoms, Shorts	Size	28	30	32	34	36
	Waist	30	32	34	36	38
	Inseam (Except shorts)					



WOMEN'S GENERAL SIZE DUIDE

Measuring tips to assure the best fit:

Neck: Measure around your neck at the Adam's apple, keeping a finger between your neck the tape measure to ensure a comfortable fit

Sleeve: With the arm bent and hand on hip, place tape measure at the base of your neck and follow along the top shoulder and arm to the wrist.

Bust: With arms at side, place tape measure under your arms and run it around the fullest part of the bustline and across the shoulder blades.

Natural waist: Find the natural crease of your waist by bending to one side. Run tape measure around your natural waistline, keeping one finger between the tape and your body for a comfortable fit.

Low waist: Run tape measure about 2 to 3 inches below your natural waistline, keeping one finger between the tape and your body for a comfortable fit.

Hips: With feet together, run tape measure around the fullest part of your hips/seat, about 7 to 8 inches below your waistline.

Inseam: For full-length pants, run tape measure along the inside of your leg, from just below the crotch to about one inch below the ankle.

Head: Run tape measure around your head, just above the brow line.

Hands: Run tape measure around the circumference of your hand at the knuckles, do not include the thumb.

WOMEN'S GENERAL SIZE DUIDE

(All measurements are in Inches)

Women's Casual Shirt	Size	XS	S	M	L	XL
	Bust					
	Waist					
	Full length from HPS					

Women's Polo Shirt	Size	XS	S	M	L	XL
	Bust					
	Full length from HPS					
	Sleeve (from shoulder)					

Women's Western Fashion Top	Size	XS	S	M	L	XL
	Bust					
	Waist					
	Full length from HPS					

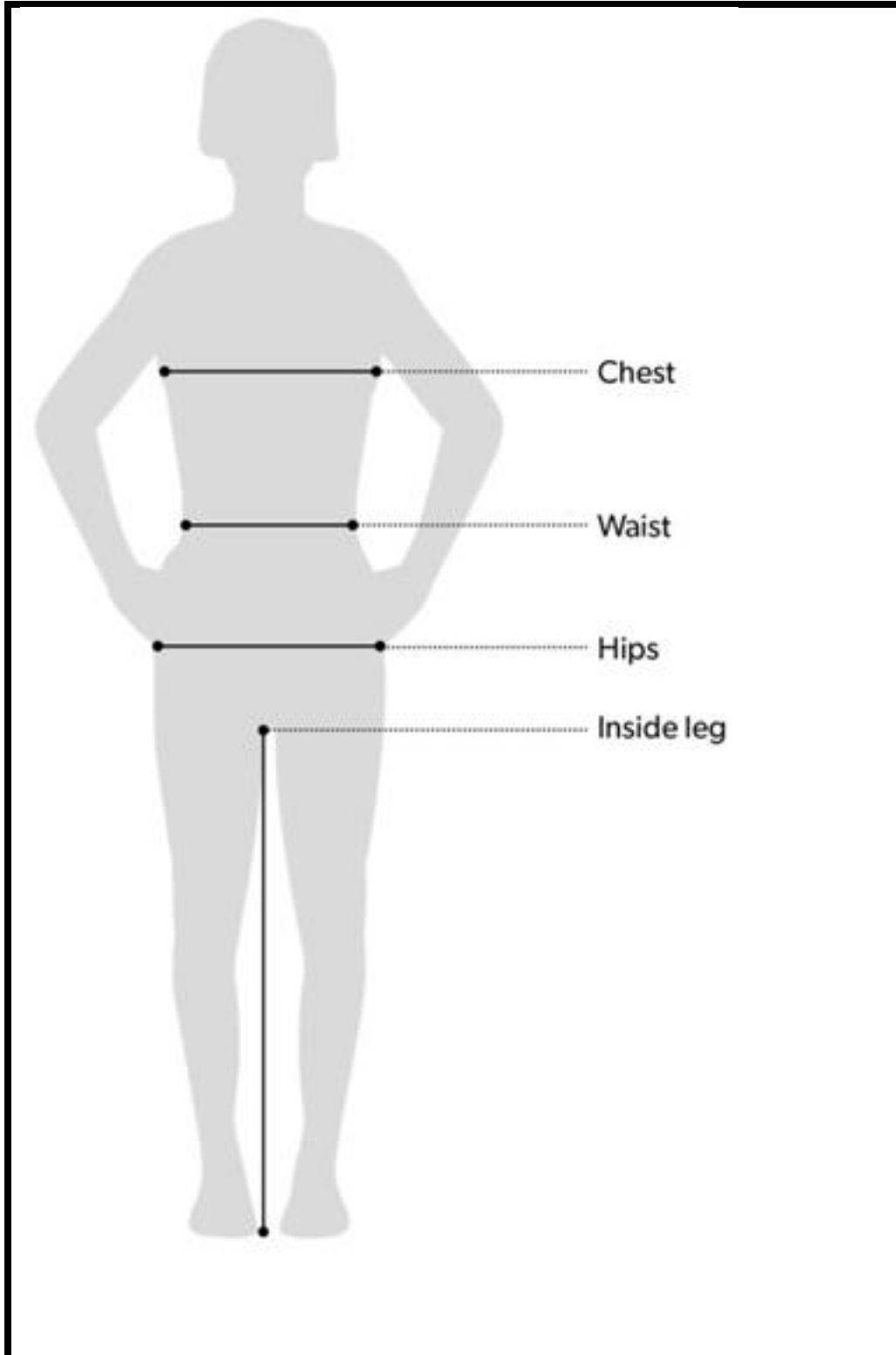
Women's Knit Leggings	Size	XS	S	M	L	XL
	Waist from top					
	Inseam					

Women's Hoody	Size	XS	S	M	L	XL
	Bust					
	Waist					
	Full length from HPS					

Women's T-Shirt	Size	XS	S	M	L	XL
	Bust					
	Full length from HPS					

Women's Jacket	Size	XS	S	M	L	XL
	Bust					
	Waist					
	Full length from HPS					

Women's Denim, Twill pants, Shorts	Size	27	28	30	32	34
	Waist	27	28	30	32	34
	Inseam (Except shorts)					



KID'S GENERAL SIZE DUIDE

Measuring tips to assure the best fit:

Neck: Measure around your neck at the Adam's apple, keeping a finger between your neck the tape measure to ensure a comfortable fit

Sleeve: With the arm bent and hand on hip, place tape measure at the base of your neck and follow along the top shoulder and arm to the wrist.

Chest: With arms at side, place tape measure under your arms and run it around the broadest part of the chest and across the should blades.

Waist: Find the natural crease of your waist by bending to one side. Run tape measure around your natural waistline, keeping one finger between the tape and your body for a comfortable fit.

Inseam: For full-length pants, run tape measure along the inside of your leg, from just below the crotch to about one inch below the ankle.

Head: Run tape measure around your head, just above the brow line.

Hands: Run tape measure around the circumference of your hand at the knuckles, do not include the thumb.

KID'S GENERAL SIZE DUIDE
 (All measurements are in Inches)

BOYS

Casual Shirt	Size	XS	S	M	L	XL
	Collar length (between hole)					
	Chest					
	Sleeve (from shoulder)					

T-Shirt	Size	XS	S	M	L	XL
	Chest					
	Full length from HPS					

Denim, Twill pants, Shorts	Size	XS	S	M	L	XL
	Waist					
	Inseam (Except shorts)					

GIRLS

Casual Shirt	Size	XS	S	M	L	XL
	Collar length (between hole)					
	Chest					
	Sleeve (from shoulder)					

T-Shirt	Size	XS	S	M	L	XL
	Chest					
	Full length from HPS					

Denim, Twill pants, Shorts	Size	XS	S	M	L	XL
	Waist					
	Inseam (Except shorts)					